

BALDOR® • RELIANCE 

Product Information Packet

EM2276

7.5HP,1180RPM,3PH,60HZ,256U,0954M,TEFC,F

Part Detail							
Revision:	G	Status:	PRD/A	Change #:		Proprietary:	No
Type:	AC	Elec. Spec:	09WGX827	CD Diagram:	CD0005	Mfg Plant:	
Mech. Spec:	09C111	Layout:	09LYC111	Poles:	06	Created Date:	05-29-2015
Base:	RG	Eff. Date:	10-16-2017	Leads:	9#12		

Specs			
Catalog Number:	EM2276	Heater Indicator:	No Heater
Enclosure:	TEFC	Insulation Class:	F
Frame:	256U	Inverter Code:	Inverter Ready
Frame Material:	Iron	KVA Code:	J
Output @ Frequency:	7.500 HP @ 60 HZ	Lifting Lugs:	Standard Lifting Lugs
Synchronous Speed @ Frequency:	1200 RPM @ 60 HZ	Locked Bearing Indicator:	Locked Bearing
Voltage @ Frequency:	460.0 V @ 60 HZ	Motor Lead Quantity/Wire Size:	9 @ 12 AWG
	230.0 V @ 60 HZ	Motor Lead Exit:	Ko Box
XP Class and Group:	None	Motor Lead Termination:	Flying Leads
XP Division:	Not Applicable	Motor Type:	0954M
Agency Approvals:	UR	Mounting Arrangement:	F1
	CSA EEV	Power Factor:	71
	CSA	Product Family:	General Purpose
Auxillary Box:	No Auxillary Box	Pulley End Bearing Type:	Ball
Auxillary Box Lead Termination:	None	Pulley Face Code:	Standard
Base Indicator:	Rigid	Pulley Shaft Indicator:	Standard
Bearing Grease Type:	Polyrex EM (-20F +300F)	Rodent Screen:	None
Blower:	None	Shaft Extension Location:	Pulley End

Current @ Voltage:	10.700 A @ 460.0 V	Shaft Ground Indicator:	No Shaft Grounding
	21.400 A @ 230.0 V	Shaft Rotation:	Reversible
	25.000 A @ 208.0 V	Shaft Slinger Indicator:	Shaft Slinger
Design Code:	A	Speed Code:	Single Speed
Drip Cover:	No Drip Cover	Motor Standards:	NEMA
Duty Rating:	CONT	Starting Method:	Direct on line
Electrically Isolated Bearing:	Not Electrically Isolated	Thermal Device - Bearing:	NONE (OLD)
Feedback Device:	NO FEEDBACK	Thermal Device - Winding:	None
Front Face Code:	Standard	Vibration Sensor Indicator:	No Vibration Sensor
Front Shaft Indicator:	None	Winding Thermal 1:	None
		Winding Thermal 2:	None

Nameplate NP1259L										
CAT.NO.	EM2276									
SPEC.	09C111X827G1									
HP	7.5									
VOLTS	230/460									
AMP	21.4/10.7									
RPM	1180									
FRAME	256U				HZ	60			PH	3
SER.F.	1.15		CODE	J	DES	A		CL	F	
NEMA-NOM-EFF	91		PF	71						
RATING	40C AMB-CONT									
CC	010A				USABLE AT 208V			25		
DE	6309				ODE	6208				
ENCL	TEFC		SN							

Parts List		
Part Number	Description	Quantity
SA301770	SA 09C111X827G1	1.000 EA
RA288850	RA 09C111X827G1	1.000 EA
09FN3001D01SP	EXTERNAL FAN, PLASTIC	1.000 EA
HW1002A63	0ASHER, 5/8 HI-COLLAR SPRLCKWASHER	1.000 EA
09CB3002SP	CB W/1.38 LEAD HOLE FOR 37, 39, 307 & 30	1.000 EA
09GS1000SP	GASKET-CONDUIT BOX, 1/16 THICK LEXIDE	1.000 EA
10XN2520K12	1/4-20 X.75 GRD 5	2.000 EA
HW1001A25	LOCKWASHER 1/4, ZINC PLT .493 OD, .255 I	2.000 EA
WD1000B16	T&B CX70TN TERMINAL	1.000 EA
59XW2520G07	.25-20X.44,HEX SER WSHR,TAPTITE 2,GREEN	1.000 EA
09FE1100A14	FREP ASSEMBLY, 09EP1100A14	1.000 EA
XY3816A12	3/8-16 FINISHED NUT	4.000 EA
HW1001A38	LOCKWASHER 3/8, ZINC PLT .688 OD, .382 I	4.000 EA
HW5100A08	W3118-035 WVY WSHR (WB)	1.000 EA
10XN2520K28	1/4-20 X 1.75" HX HD SCRWGRADE 5, ZINC P	2.000 EA
HW1001A25	LOCKWASHER 1/4, ZINC PLT .493 OD, .255 I	2.000 EA
09EP1101A11SP	PU ENDPLATE, MACH	1.000 EA
HW4600B44	V-RING SLINGER 1.500 X 1.810 X .28 VITON	1.000 EA
10XN2520K36	1/4-20 X 2.25" HX HD SCRWGRADE 5, ZINC P	4.000 EA
HW1001A25	LOCKWASHER 1/4, ZINC PLT .493 OD, .255 I	4.000 EA
HA3113A02	THRUBOLT 3/8-16 X 16.750	4.000 EA
HW1001A38	LOCKWASHER 3/8, ZINC PLT .688 OD, .382 I	4.000 EA
09FH4000SP	FAN COVER, STAMPED	1.000 EA
HA2081A05	SPACER TUBE, 309 FAN HSG, 2.00 LONG	4.000 EA

Parts List (continued)		
Part Number	Description	Quantity
XY3816A12	3/8-16 FINISHED NUT	4.000 EA
HW1001A38	LOCKWASHER 3/8, ZINC PLT .688 OD, .382 I	4.000 EA
09CB3501SP	CONDUIT BOX LID FOR 09CB3001 & 09CB3002	1.000 EA
09GS1013SP	09 GS FOR 09CB3501 LID - LEXIDE	1.000 EA
51XW2520A12	.25-20 X .75, TAPTITE II, HEX WSHR SLTD	2.000 EA
HW2501F24	KEY, 5/16 SQ X 2.750	1.000 EA
LB1115N	LABEL,LIFTING DEVICE (ON ROLLS)	1.000 EA
HW4500A05	1669B ALEM/UNIV860 GR FTG X	1.000 EA
HW4500A17	317400 ALEMITE GREASE RELIEF	1.000 EA
HA4051A00	PLASTIC CAP FOR GREASE FITTING	1.000 EA
HA4054	SHORT T-DRAIN FITTING, .125" N.P.T.	1.000 EA
MJ1000A02	GREASE, POLYREX EM EXXON (USe 4824-15A)	0.080 LB
HW4500A03	GREASE FITTING, .125 NPT 1610(ALEMITE) 8	1.000 EA
HW4500A17	317400 ALEMITE GREASE RELIEF	1.000 EA
HA4051A00	PLASTIC CAP FOR GREASE FITTING	1.000 EA
HA4054	SHORT T-DRAIN FITTING, .125" N.P.T.	1.000 EA
HW2500A25	WOODRUFF KEY USA #1008 #BLOW CARBON STEE	1.000 EA
51XB1214A20	12-14X1.25 HXWSSLD SERTYB	1.000 EA
MG1000Y03	MUNSELL 2.53Y 6.70/ 4.60, GLOSS 20,	0.050 GA
85XU0407S04	4X1/4 U DRIVE PIN STAINLESS	2.000 EA
LB1119N	WARNING LABEL	1.000 EA
LC0005	CONN.DIA.,TY M,9-LD,DUAL VOLT,REVERSING	1.000 EA
NP1259L	ALUM SUPER-E UL CSA-EEV CC NEMA PREMIUM	1.000 EA
09PA1000	PACKAGING GROUP COMBINED PRINT	1.000 EA

MN416A01	TAG-INSTAL-MAINT no wire (1200/bx) 5/18	1.000 EA
PE-0000003	ZRTG PE ASSEMBLY	1.000 EA

AC Induction Motor Performance Data

Record # 1770 - Typical performance - not guaranteed values

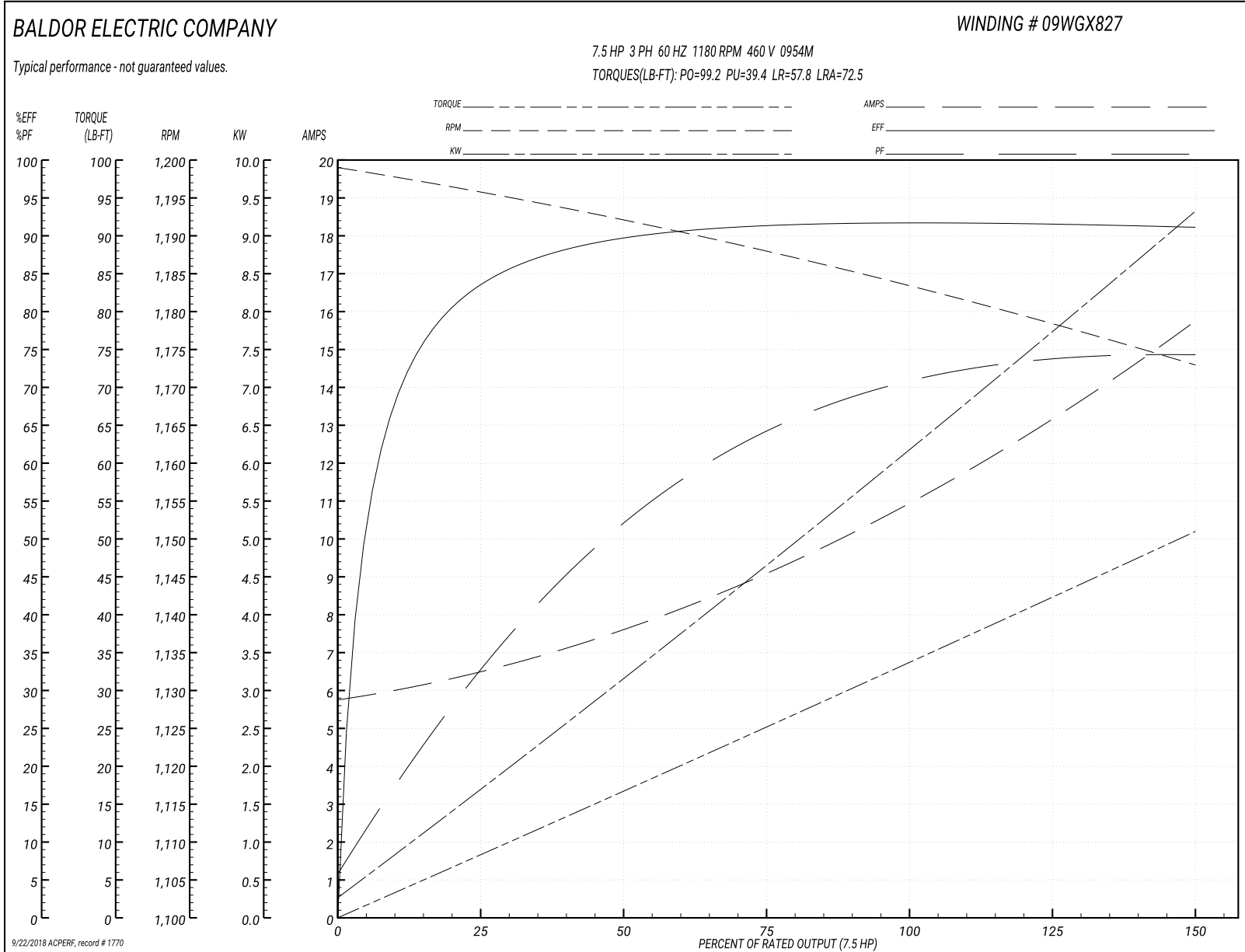
Winding: 09WGX827-R001	Type: 0954M	Enclosure: TEFC
-------------------------------	--------------------	------------------------

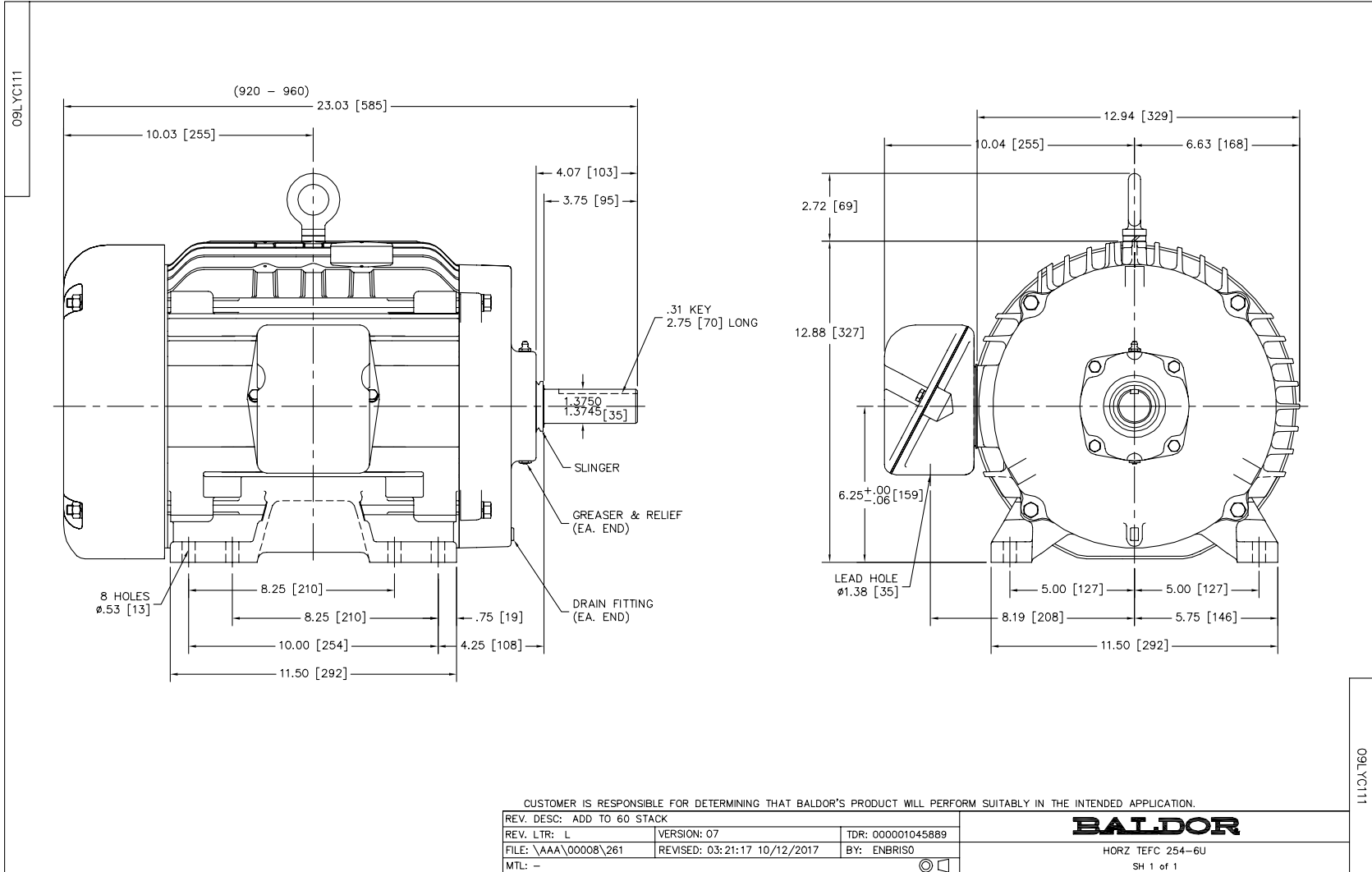
Nameplate Data				460 V, 60 Hz: High Voltage Connection	
Rated Output (HP)	7.5			Full Load Torque	32.4 LB-FT
Volts	230/460			Start Configuration	direct on line
Full Load Amps	21.4/10.7			Breakdown Torque	99.2 LB-FT
R.P.M.	1180			Pull-up Torque	39.4 LB-FT
Hz	60	Phase	3	Locked-rotor Torque	57.8 LB-FT
NEMA Design Code	A	KVA Code	J	Starting Current	72.5 A
Service Factor (S.F.)	1.15			No-load Current	5.84 A
NEMA Nom. Eff.	91	Power Factor	71	Line-line Res. @ 25°C	0.89 Ω
Rating - Duty	40C AMB-CONT			Temp. Rise @ Rated Load	31°C
S.F. Amps				Temp. Rise @ S.F. Load	36°C
				Locked-rotor Power Factor	25.8
				Rotor inertia	4.34 LB-FT ²

Load Characteristics 460 V, 60 Hz, 7.5 HP

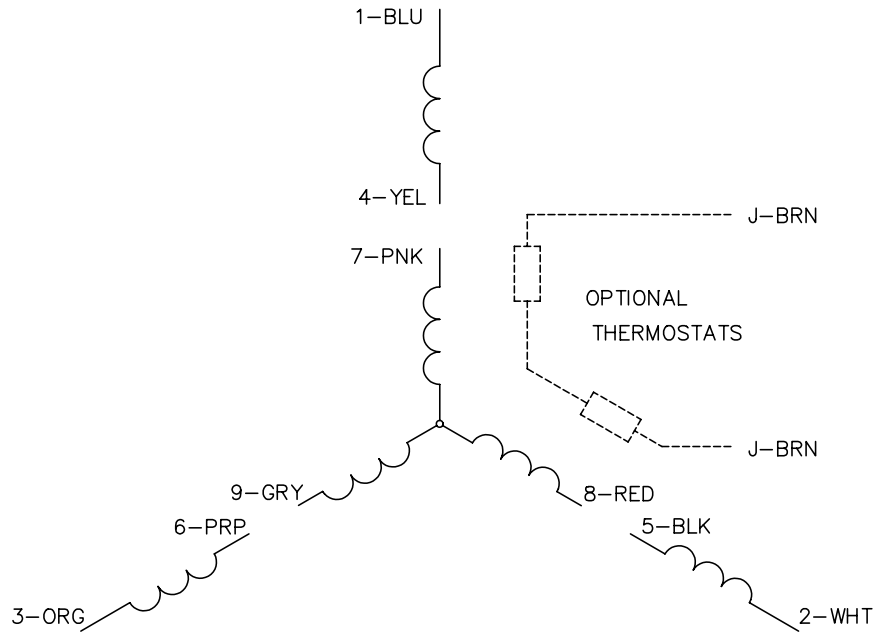
% of Rated Load	25	50	75	100	125	150	S.F.
Power Factor	32	52	63	71	73	75	72
Efficiency	83	89.7	91.5	91.5	91.8	91.2	91.9
Speed	1196	1192	1189	1184	1179	1173	1181
Line amperes	6.34	7.49	8.87	10.7	12.9	15.7	12

Performance Graph at 460V, 60Hz, 7.5HP Typical performance - Not guaranteed values

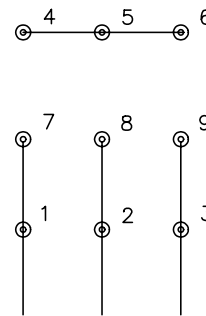




CD0005

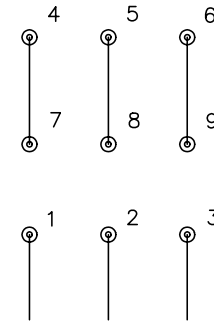


LOW VOLTAGE
(2Y)



LINE

HIGH VOLTAGE
(1Y)



LINE

NOTES:

1. INTERCHANGE ANY TWO LINE LEADS TO REVERSE ROTATION.
2. OPTIONAL THERMOSTATS ARE PROVIDED WHEN SPECIFIED.
3. ACTUAL NUMBER OF INTERNAL PARALLEL CIRCUITS MAY BE A MULTIPLE OF THOSE SHOWN ABOVE.
4. LEAD COLORS ARE OPTIONAL. LEADS MUST ALWAYS BE NUMBERED AS SHOWN.

REV. DESC: REVISE TO SHOW OPTIONAL COLORS			
REV. LTR: E	BY: JLP	REVISED: 01/19/99 10:15	TDR: 0171435
900000		FILE: AAA00005140	MDL: -
		MTL: -	

BALDOR ELECTRIC Co.

3PH, DV, 9 LEADS

CD0005

Marketing maintained PDF of MN416:

<http://www.baldor.com/support/Literature/Load.ashx/MN416?ManNumber=MN416>